



**NORTHERN AREAS
COUNCIL**

Flinders Mobile Library

Briefing to DC Mount Remarkable

Kelly Westell, Cr Denise Higgins, Louise Simpson


8 March 2024

Flinders Mobile Library - Overview


- Flinders Mobile Library is a shared service between Northern Areas Council, District Council of Mount Remarkable and Port Pirie Regional Council and is subject to an Agreement (due to expire June 2024).
- Commenced in 1982 as a cost effective option for councils to deliver library services: joint service enabled councils to achieve savings through economies of scale.
- Section 41 Committee of the Northern Areas Council with a Management Committee leading operations.
- The Library is based in Gladstone.
- All staff are officially staff of the Northern Areas Council.




Flinders Mobile Library - Overview



Population Served
(for State Government grant calculation)
DCMR = 2908 (44.95%)
TOTAL of 6468



Total number of physical visits
9,438




Registered active library members
DCMR = 616 (43.22%)
TOTAL of 1425

\$ FUNDING

Total Libraries Board Funding - \$47,456

Partner Council funding - \$203,715



Total items available for loan
19,693

Total Physical Loans

32,970
DCMR = 45.25%

Total Digital Loans

5,179
(eBooks, eMag & Audiobooks)
% of all loans = 11.63%

DCMR TOWNS VISITED
Melrose
Wilmington
Booleroo Centre
Booleroo Centre Hospital
Port Germein
Murray Town
Appila
Wirrabara

DCMR SCHOOLS VISITED
Melrose Primary School
Wilmington Primary School/Kindy
Booleroo Centre District School

\$ FML cost per head = \$38.05
***Average cost per head = \$87.27**

*Based on data from the following libraries: Barossa, Clare, Jamestown, Kadina, Wallaroo, Light, Morgan, Port Augusta, Port Lincoln, Port Pirie, Robe

Flinders Mobile Library - Operations

- The Library operates on a fortnightly schedule.
- Visiting 16 town, 9 school and 2 hospital, setting up the truck 23 times each fortnight.
- An average of 770kms is travelled each fortnight.
- The Library has a physical collection of approx. 19,000 items of which approx. 6000 for these items available for browsing on the truck.
- We are part of the LibrariesSA network of 132 public libraries across the state.
 - Being part of the network gives the advantage of access to all 3 million + library items held across the network.
 - 300,000+ items are available digitally to our members including a large range of magazines and audio books.
 - One Library Management system – Web access and App access to the catalogue for searching holding and placing holds.
 - Receive deliveries 3 times a week of items from other Libraries in the Network and send our items out to other Libraries.
 - Central purchasing system – cost effective as cheaper price for bulk buying.
- “being Digital” training and help available from staff.

Flinders
Mobile Library



Linked in Learning

Libraries SA

Flinders Mobile Library – Not just books!

- Libraries play pivotal role in fostering **community cohesion** and connectivity, particularly in remote and regional areas.
- Beyond the traditional function of book borrowing, they serve as **vital opportunities for engagement**, helping community members combat **feelings of isolation**.
- Studies show that community library services enhance literacy and numeracy **learning in children**.
- The value it brings to individuals of all ages and backgrounds is immeasurable, contributing to the overall **quality of life** in the region.
- Very strong community support – see next slides.



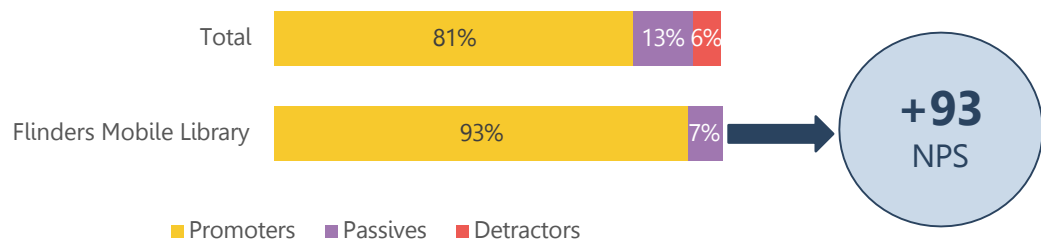
Flinders Mobile Library & the Community

- Northern Areas Council (NAC) library services: 80% satisfaction rating in a recent community survey.
- Improvement of 11% since 2019 community survey.
- Library services came out top in the survey in terms of satisfaction and were described as 'important or extremely important' by 65% of respondents.



Flinders Mobile Library & the Community

Net Promoter Score



71%

have visited the library in-person at least once a month in the past 6 months.

81%

have visited the library in-person in the past 4 weeks.

61%

have visited the library online at least once a month in the past 6 months.

91%

have visited the library online in the past 4 weeks.

"My visit to the library has provided me with new ideas"

"I usually have a positive experience at the library"

"I am satisfied with the services my library offers"

"I usually receive good customer service at the library"

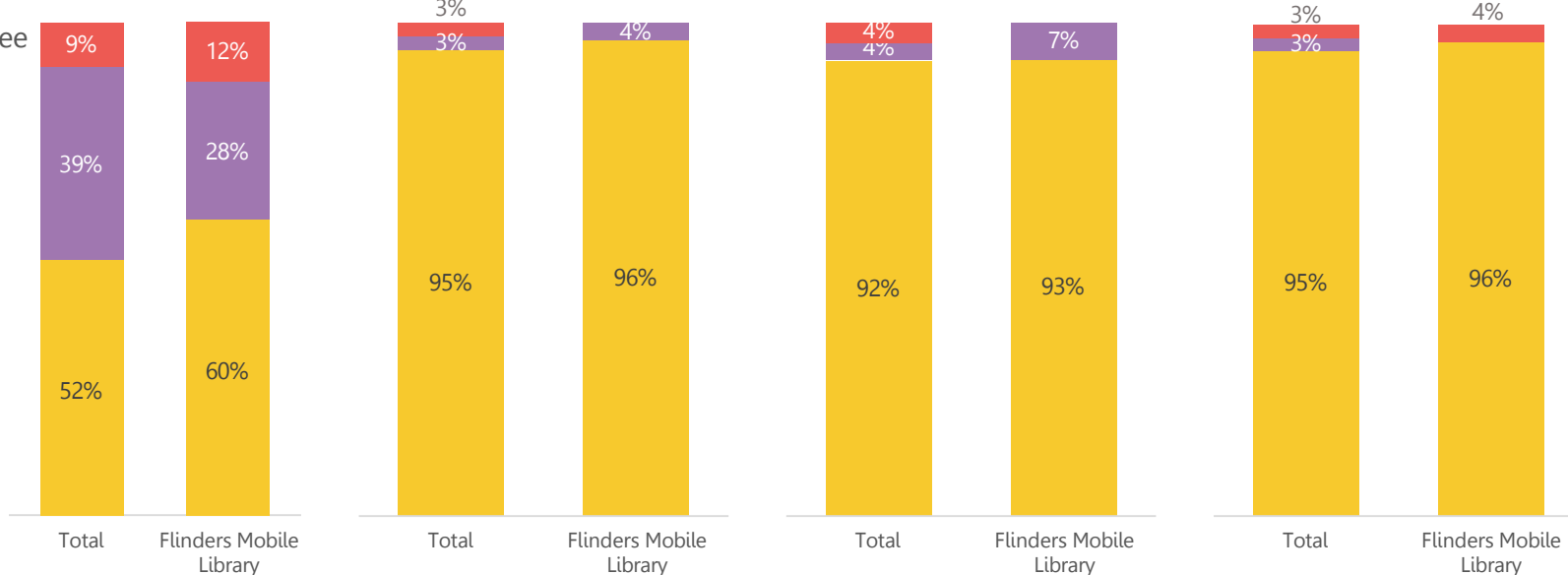
Top 2 Services Used in the Past Four Weeks

■ Flinders Mobile Library

Borrowed an item (e.g. a book, magazine, music or video) 100%

Accessed the library to study 12%

Net Disagree
Neither
Net Agree

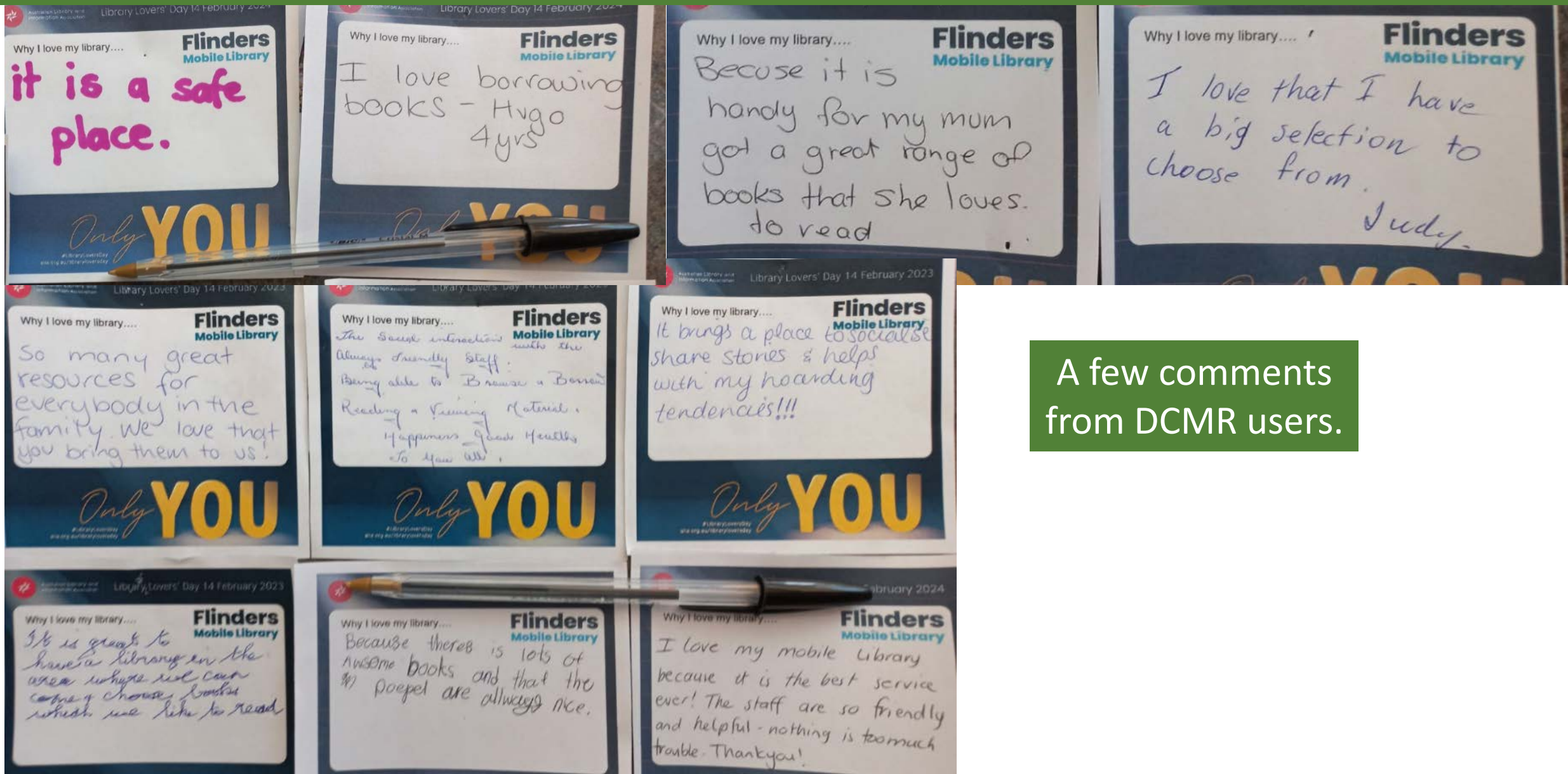


Flinders Mobile Library Base: n=28 respondents across a 12-month period (May 2022-April 2023)

Total Base: 12,977 respondents from all libraries across a 12-month period (May 2022-April 2023)

Total Comparison: +75 NPS / 65% have visited in person in the past 6 months / 78% in person in the past 4 weeks / 52% visited online in the past 6 months / 70% visiting online in the past 4 weeks

Our Remarkable Library



A few comments from DCMR users.

Finders Mobile Library Funding

- Library is funded jointly by the South Australian Government through Public Library Services as well as by the three partner councils.
- The Public Library Services Funding is allocated annually on a basis of population served. Total libraries board funding = \$47,456
- The balance of the funding is provided by the three member councils.



Finders Mobile Library Funding

INDIVIDUAL COUNCIL CONTRIBUTIONS	2023/24		
Add CPI increase (6.9%)* on 2022/23 FY of \$203,715.57			
District Council of Mount Remarkable	\$ 102,435.03	2915	53.15%
Northern Areas Council	\$ 90,293.14	2569	46.85%
Port Pirie Regional Council	\$ 25,043.77	1013 (11.5%)	
TOTAL CONTRIBUTION	\$ 217,771.94		
POPULATION TOTAL (DCRM + NAC ONLY)			5484
TOTAL POPULATION SERVED (DCMR + NAC + PPRC)		6497	
TOTAL COST PER PERSON	\$33.52 / person		

*Population figures provided by Public Library Services (PLS)

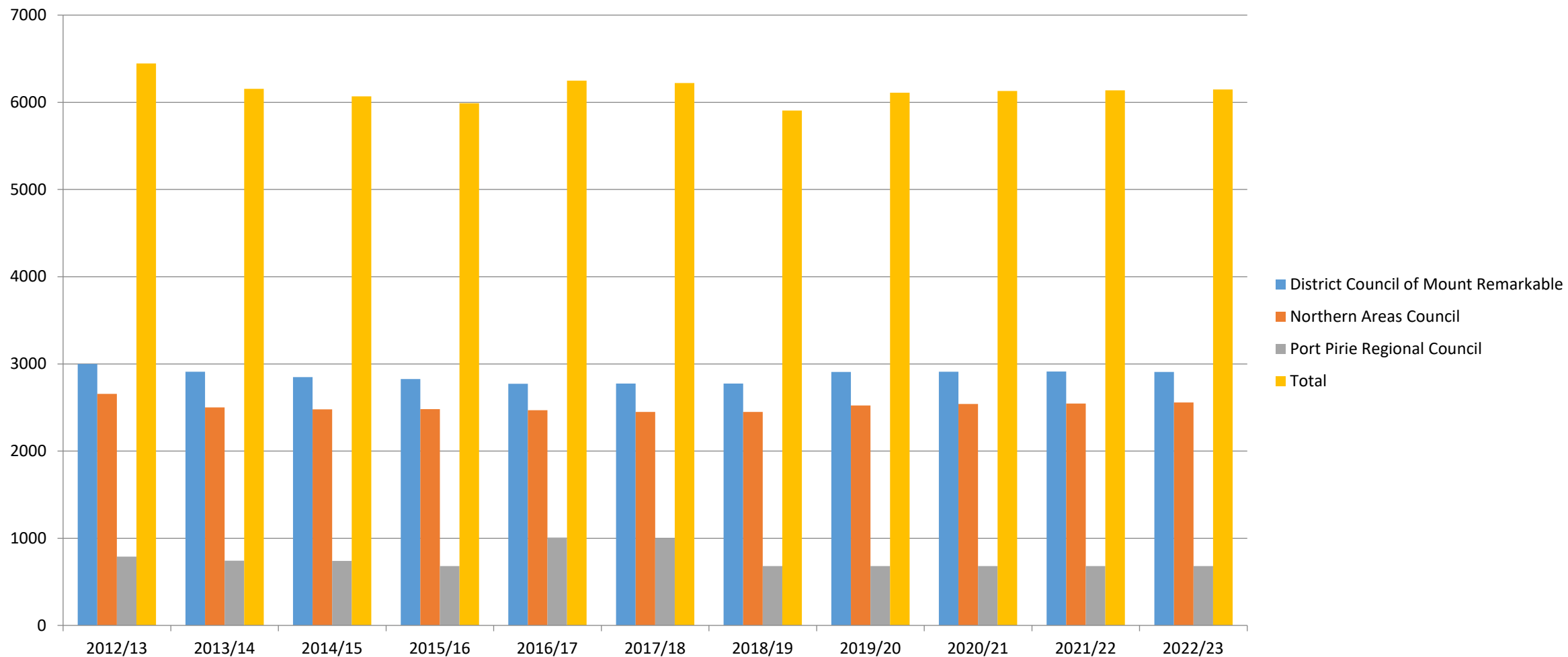
*CPI to be used is June 2023 Adelaide CPI

Population served

POPULATION SERVED	2012/13	2013/14	2014/15	2015/16	2016/17	2017/18	2018/19	2019/20	2020/21	2021/22	2022/23	2023/24
<i>Statistics provided by Public Library Services (PLS)</i>												
District Council of Mt Remarkable	2998	2910	2849	2827	2773	2774	2907	2910	2909	2913	2908	2915
Northern Areas Council	2655	2501	2478	2482	2468	2450	2522	2532	2540	2544	2558	2569
Port Pirie Regional Council	791	743	741	681	1007	996	1019	1012	1013	1009	1004	1013
TOTAL	6444	6154	6068	5990	6248	6220	6448	6454	6462	6466	6468	6497
Total Financial Contribution	\$148,013	\$153,933	\$160,090	\$166,494	\$173,154	\$180,080	\$184,582	\$187,166	\$188,633	\$190,462	\$203,715.57	\$217,771.94
	Original 5 Year Agreement					Extension	3 year Financial Agreement			3 year Financial Agreement		
	+4% per annum					+4%	+ CPI per annum			+1% CPI*	+6.4% CPI*	+6.9% CPI*

Population served

**Flinders Mobile Library
Population Served per Council**



Income & Expenditure

Operating Statement FLINDERS MOBILE LIBRARY 30 June 2022

INCOME

Lost Books/Admin Fee	57.27
Interest	1,121.93
Council Contribution	191,462.00
PLS Grant	21,246.00
Fuel Reimbursement	0.00
Other	0.00
Debt Collection Write Off	0.00
Donations - Lions	0.00

Sub Total **213,887.20**

Net Surplus/(Deficit) **11,704.23**

LGFA Investments	368,744.37
Reserve Transfer	12,282.30
Balance	381,026.67

EXPENDITURE

Salaries & Superannuation	152,513.46
Administration	13,180.35
Rent	1,645.00
Book Insurance	850.58
Contractors	330.01
Truck Repairs/Main/Insurance	14,730.22
NAC Administration	6,650.00
Training & Development	5,591.35
Wcomp & Inc Prot. Insurance	4,992.00
LSL Accrual	1,700.00
Depreciation - Truck	
Depreciation - Others	

Sub Total **202,182.97**

Operating Statement FLINDERS MOBILE LIBRARY 30 June 2023

INCOME

Lost Books/Admin Fee	160.00
Interest	10,868.88
Council Contribution	203,715.58
PLS Grant	18,427.00
Fuel Reimbursement	0.00
Other	0.00
Debt Collection Write Off	0.00
Donations - Lions	0.00

Sub Total **233,171.46**

Net Surplus/(Deficit) **11,645.98**

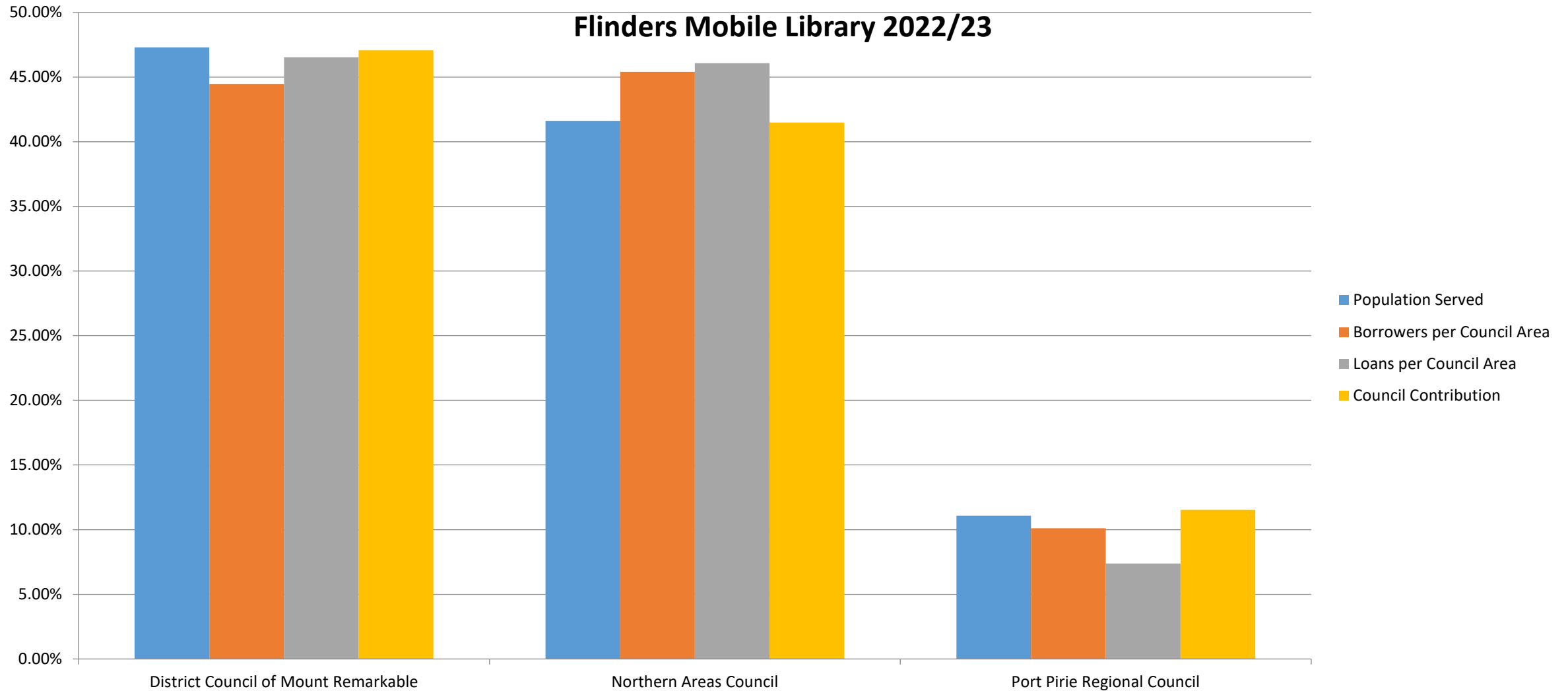
LGFA Investments	391,895.55
Reserve Transfer	2,477.10
Balance	394,372.65

EXPENDITURE

Salaries & Superannuation	161,672.48
Administration	17,199.39
Rent	1,855.00
Book Insurance	904.60
Contractors	2,737.19
Truck Repairs/Main/Insurance	19,878.58
NAC Administration	7,000.00
Training & Development	3,378.24
Wcomp & Inc Prot. Insurance	5,200.00
LSL Accrual	1,700.00
Depreciation - Truck	
Depreciation - Others	

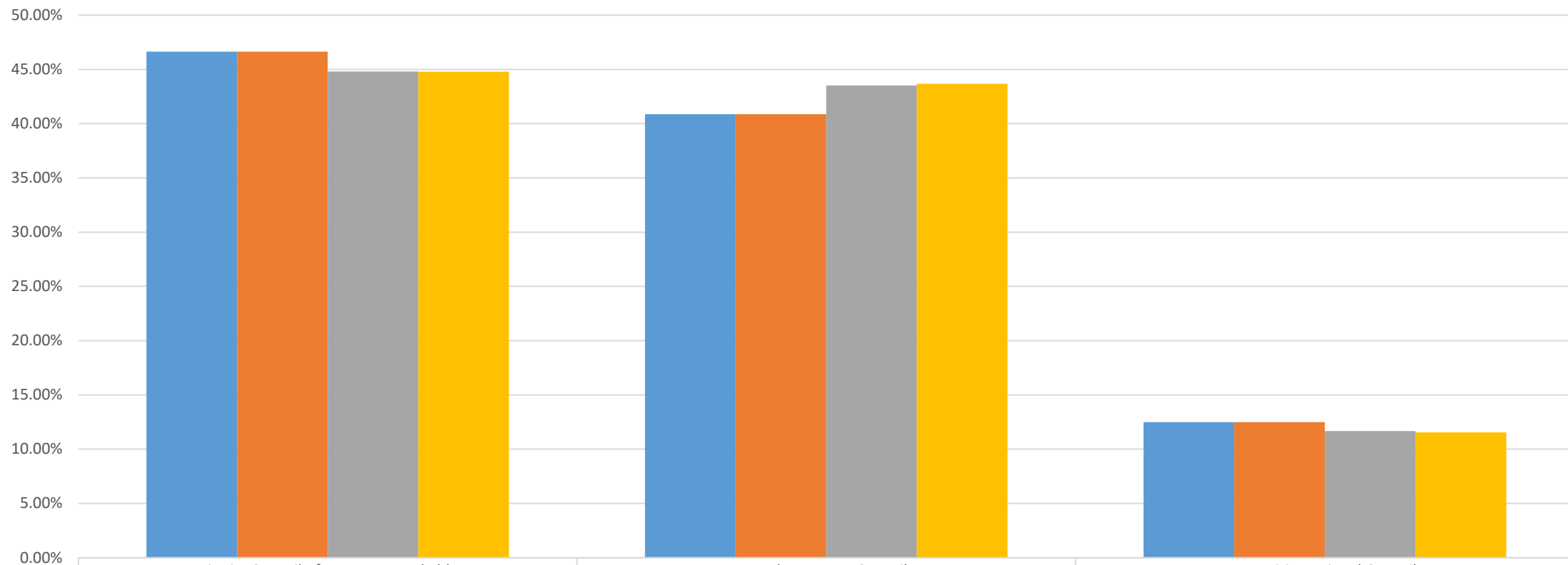
Sub Total **221,525.48**

Comparative information



Comparative information

Comparison - Accumulated Data from 2012-2023

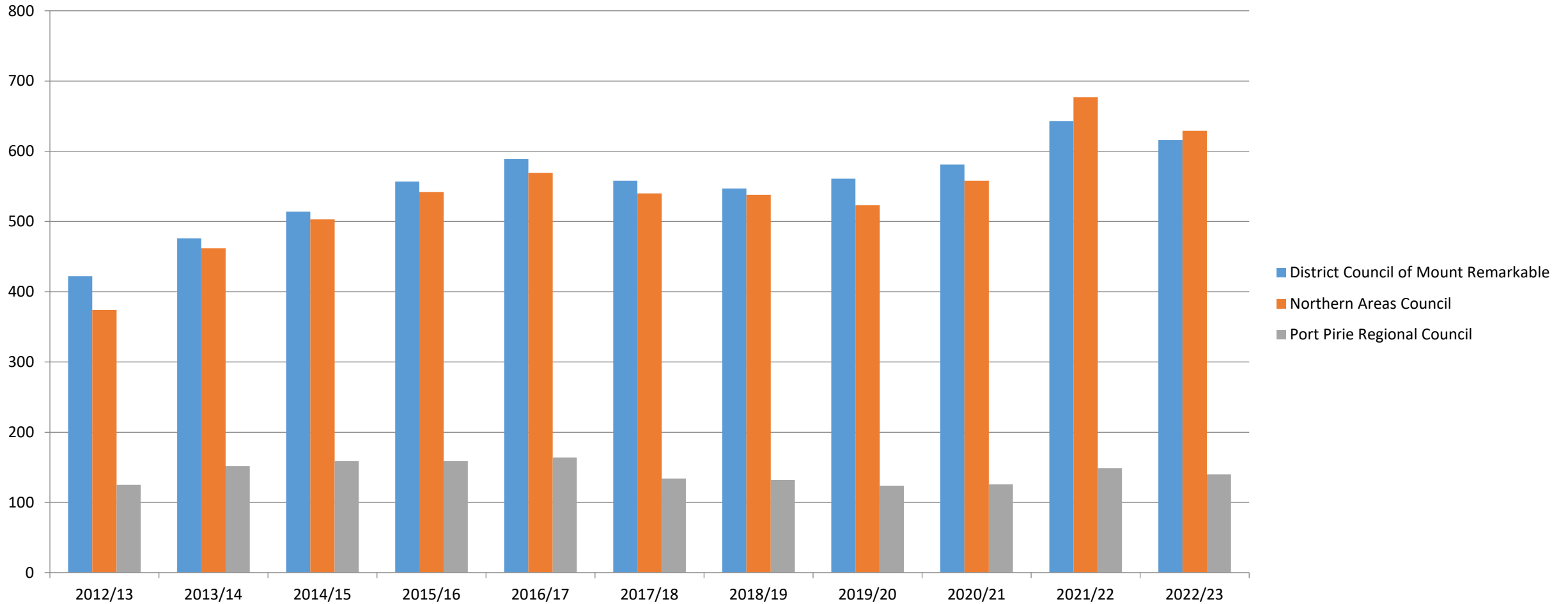


- Funds Contributed
- Population Served
- Number of Borrowers
- Items Borrowed

	District Council of Mount Remarkable	Northern Areas Council	Port Pirie Regional Council
Funds Contributed	46.63%	40.88%	12.49%
Population Served	46.63%	40.88%	12.49%
Number of Borrowers	44.81%	43.53%	11.66%
Items Borrowed	44.78%	43.68%	11.55%

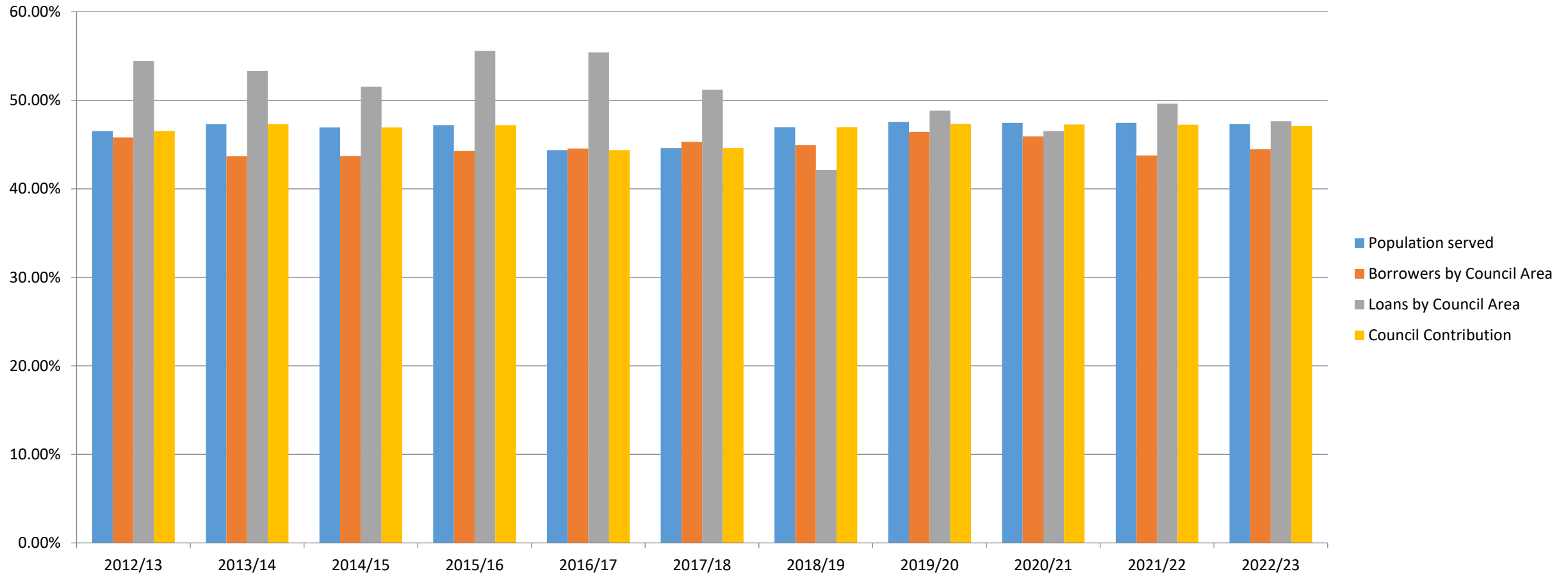
Comparative information

Borrowers per Council Area



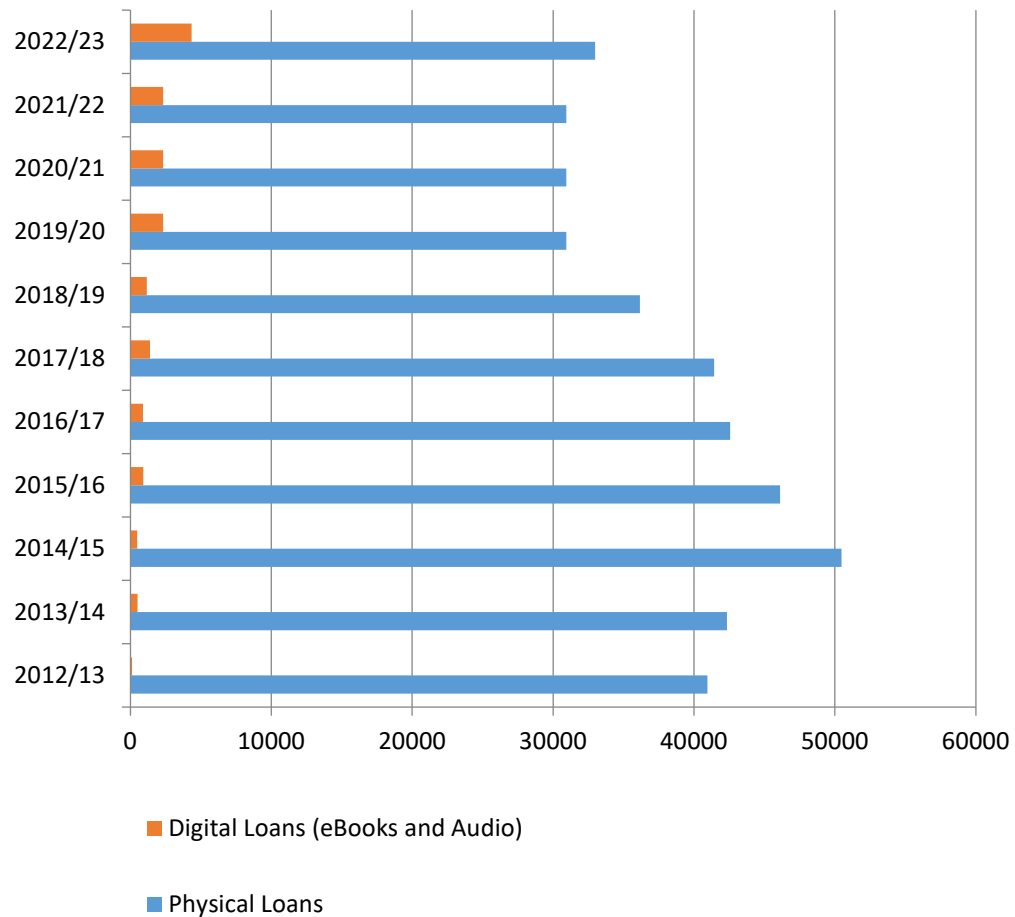
DC Mount Remarkable information

**District Council of Mount Remarkable
Population Data vs Usage Data**



Loans information

Flinders Mobile Library Split of Borrowings



Flinders Mobile Library Split of Borrowing by Type as a Percentage

